

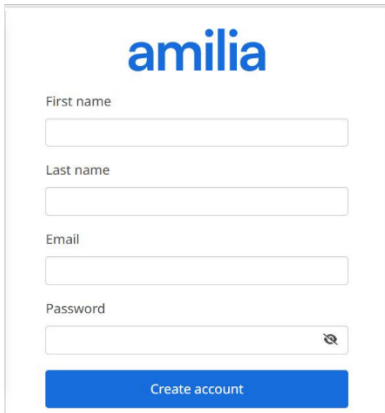
MILES NADAL JCC REGISTRATION: SETTING UP YOUR ONLINE ACCOUNT

All Miles Nadal JCC program registrations go through [Amilia](#), our online registration platform. To set up your free Amilia account, please follow these step-by-step instructions. Should you require assistance with account creation or registration, please call the Miles Nadal JCC Information Desk at 416-924-6211 x0 or email help@mnjcc.org – they will be happy to help you!

1. To register, you will need to set up a free Amilia account. Click this link:

<https://www.amilia.com/en/Signup?orgId=12913>

You will see this registration field:

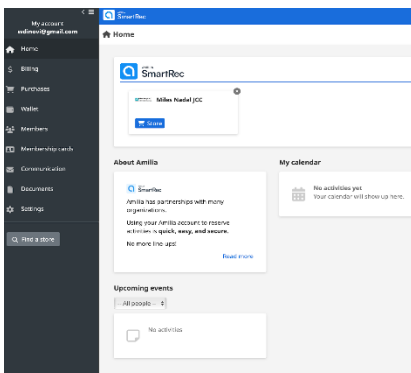
A screenshot of the Amilia registration form. At the top is the Amilia logo. Below it are four input fields labeled "First name", "Last name", "Email", and "Password". The "Password" field has a small eye icon to its right. At the bottom of the form is a blue button labeled "Create account".

2. Fill in your name and email address, and create a password (which is private, known only to you). Then click the “Create account” button.

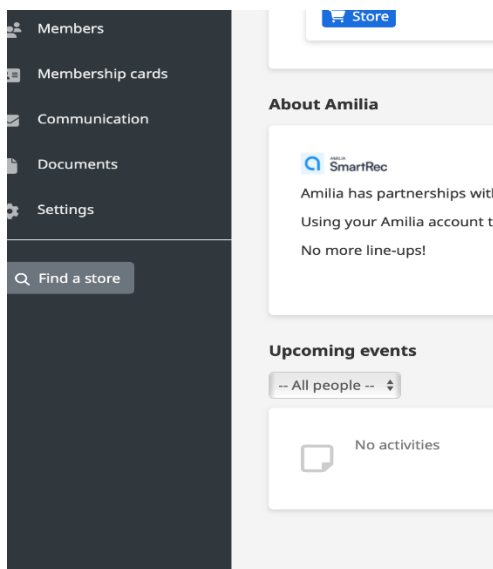
3. This takes you to a page that says “Verify email address” - Amilia will send you a verification email. Please check your junk/spam folder, and add Amilia to your safe senders list.

4. Enter the 6-digit verification code in that email into the rectangular box under “Verify email address”, then click the “Verify” button.

5. Next, you will be taken to a page that looks like this, with “Amilia SmartRec” at the top:



Please click “Find a store” on the left-hand side:



6. This will take you to a page that says Find an Organization: type "Miles Nadal JCC" into the field at the top of the page and click on "Miles Nadal JCC" when it appears under 'Organization.'

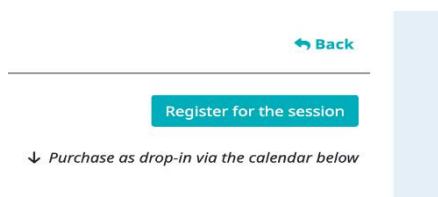
7. That will take you to a [welcome page](#) for the MNjcc. Please click "Shop" and this will direct you to the MNjcc's [page](#) listing current “Programs and Events.”

8. At this point you will have access to the MNjcc's online registration system. Scroll down to the Arts and Culture tab on the “Programs and Events” page and click it.

9. Select the “Books and Literature” category, then “Special Literary Events”.

10. Select either in person or virtual (register to watch the recording at home)

11. Click the green “Register” button



12. Follow the prompts to complete registration! Amilia will email you confirmation and an ‘invoice’. Not to worry, there is no charge for this event! Please be sure to check your junk/spam folder.

And remember....

If you require assistance at any time, please call the Miles Nadal JCC Information Desk at 416-924-6211 x0 or email help@mnjcc.org – they will be happy to help!